



# L-SHAPED WINDOW

WOOD




## IKDN FIP E2 IKDU E2

$U_w = 1,2 \text{ W/m}^2\text{K}^*$

GLAZING

$U_g = 1,0 \text{ W/m}^2\text{K}$



IKDN FIP - fixed glazing



### GLAZING


DOUBLE GLAZED UNIT  
GAS - ARGON  
WARM SPACER  
LOW EMISSION COAT  
TOUGHENED PANE



IMPREGNATED PINE WOOD BONDED  
IN LAYERS TWO COATS OF VARNISH




LAMINATED PANES AVAILABLE



HANDLE WITH THE LOCK  
AND MICRO-VENTILATION  
(2 KEYS IN A SET)




IKDU - bottom-hung



NON-STANDARD SIZES  
55-114cm x 75-137cm

The non-standard orders are can be completed  
after a consultation with technical sales advisor  
or customer service office.



## WINDOW SIZES

window type	window size: width x height [cm]																		
	66x60	66x75	66x95	66x115	66x137	78x60	78x75	78x95	78x115	78x137	94x60	94x75	94x95	94x115	94x137	114x60	114x75	114x95	
IKDU E2 bottom-hung	■	■	■	■	■	■	■	■	■	■	■	■	■	■	■	■	■	■	■
IKDN FIP E2 fixed-glazing	■	■	■	■	■	■	■	■	■	■	■	■	■	■	■	■	■	■	■

\*Parameter  $U_w$  - thermal permeability coefficient.

\*\*Details about the guarantee policy available at [www.okpol.com](http://www.okpol.com)